










The Department of Energy (DOE) is excited for your participation in Cyber Fire 17, being held November 16-19, 2020. DOE's Cyber Fire team developed the ten steps below that will assist you with preparing for the event. Mattermost, an information sharing platform, will be used for communications. Ensure you have created an account prior to the event so you may receive important information. Please take the time to complete the actions below:




### Getting Started:

- 1) Complete the In-Take Survey before November 16, 2020. Please use your personal laptop to access the survey. Survey link can be found in your Cyber Fire 17 reminder email 
- 2) Review your [Course Selection](#) 
- 3) Prepare a list of questions for your course facilitator 

### Technical Setup

- 4) Review the Laptop Setup Instructions in preparation for the [Laptop Configuration Sessions](#)  
\*Laptop Setup Instructions will be sent out on the week of November 2, 2020 
- 5) Test your microphone and camera for functionality  
\*Consider using dual monitors to facilitate screen navigation 
- 6) Confirm your workstation has a strong internet connection 
- 7) Tryout the [Puzzle Server](#) using Team ID 9999. Please use Google Chrome to access the server 

### Final Logistics

- 8) Add the Cyber Fire 17 event to your work calendar and review the [Event Schedule](#) 
- 9) Prepare your home office/work environment  
\*Gather course supplies (e.g. paper and pen for note taking) 
- 10) Network with your peers and have fun! 

Email DOE's Cyber Fire team at [cyberfire@hq.doe.gov](mailto:cyberfire@hq.doe.gov) for any questions